


IAPMO RESEARCH AND TESTING, INC.

5001 E. Philadelphia Street, Ontario, CA 91761 • Phone (909) 472-4100 • Fax (909) 472-4244 • www.iapmort.org



CERTIFICATE OF LISTING



IAPMO Research and Testing, Inc. is a product certification body in which its product certification system includes inspection and testing of samples taken from the supplier's stock or from the market or a combination of both to verify compliance to the requirements of applicable codes and standards. This activity is coupled with periodic surveillance of the supplier's factory and/or warehouses as well as the assessment of the supplier's Quality Assurance System. This listing is subject to the conditions set forth in the characteristics below and is not to be construed as any recommendation, assurance or guarantee by IAPMO Research and Testing, Inc. of the product acceptance by Authorities Having Jurisdiction.

Issued To:

Wilhelm Schmidlin AG

GOTTHARDSTRASSE 51 CH-6414 OBERARTH , SWITZERLAND

Product:

Enamelled Cast Iron and Enamelled Steel Plumbing Fixtures

Products are in compliance with the following code(s):

Uniform Plumbing Code (UPC®)
National Standard Plumbing Code

Products are certified to the following standard(s)

ASME A112.19.1-2018/CSA B45.2-18

File Number: 10318

Revised Date: May 30, 2024

Effective Date: March 2024

Void After: March 2029*


Chairman, Product Certification Committee





Chief Technical Service Officer

*This certificate is not evidence of current listing. To verify listing status, visit the IAPMO R&T Product Listing Directory at pld.iapmo.org

This listing period is based upon the last date of the month indicated on the Effective Date and Void After Date shown above. Any change in material, manufacturing process, marking or design without having first obtained the approval of the Product Certification Committee, or any evidence of non-compliance with applicable codes and standards or of inferior workmanship, may be deemed sufficient cause for revocation of this listing. Production of or reference to this form for advertising purposes may be made only by specific written permission of IAPMO Research and Testing, Inc. Any alteration of this certificate could be grounds for revocation of the listing. This document shall be reproduced in its entirety.

IAPMO RESEARCH AND TESTING, INC.

CERTIFICATE OF LISTING



Issued To: Wilhelm Schmidlin AG

Effective Date: March 2024

File Number: 10318

Revised Date: May 30, 2024

Product: Enamelled Cast Iron and Enamelled Steel
Plumbing Fixtures

Void After: March 2029

This certificate is not evidence of current listing. To verify listing status, visit the IAPMO R&T Product Listing Directory at pld.iapmo.org

Identification:

Each fixture shall be marked with the manufacturer's name or registered trademark. In case of private labeling, the name of the customer for whom the fixture was manufactured. The markings shall be permanent, legible, and visible after installation. Fixtures that require proprietary (non-standard) components such as supply fittings, waste fittings, or water seats, shall indicate in accompanying literature or in the packaging that such components are provided by the manufacturer. Fixtures that do not comply with one or more of the dimensional requirements of the standard shall be marked with an "N" to indicate the non-standard nature of the fixture. Fixtures that require proprietary components shall be accompanied by literature that identifies the proper replacement parts. Bathtub and shower bases that use field installed flanges shall have a label stating "Do not install this fixture against a wall unless the appropriate flange is first installed." (The equivalent French wording is "Nes pas fixer cet appareil au mur à moins que la bride appropriée n'ait été préalablement installée"). The flange kits shall include installation instructions. The packaging shall be marked with the manufacturer's name or registered trademark. In the case of private labeling, units shall be marked with the name of the customer for whom the fixture was manufactured. The packaging shall also be marked with the model number. The product shall also bear the UPC® certification mark.


Characteristics:

Enamelled Formed Steel Plumbing Fixtures may include bathtubs, drinking fountains and water coolers, lavatories, shower bases, or sinks. To be installed in accordance with the manufacturer's instructions and the requirements of the latest edition of the Uniform Plumbing Code.

Products listed on this certificate have been tested by an IAPMO R&T recognized laboratory. This recognition has been granted based upon the laboratory's compliance to the applicable requirements of ISO/IEC 17025.

IAPMO RESEARCH AND TESTING, INC.

CERTIFICATE OF LISTING



Issued To: Wilhelm Schmidlin AG

Effective Date: March 2024

File Number: 10318

Revised Date: May 30, 2024

Product: Enamelled Cast Iron and Enamelled Steel
Plumbing Fixtures

Void After: March 2029

This certificate is not evidence of current listing. To verify listing status, visit the IAPMO R&T Product Listing Directory at pld.iapmo.org

Models

BATHTUBS:


| Model Number | Description | Dimension |
|--------------|--|---|
| 1018-0021 | Riva Custom Production (smallest size) | 68" x 30" Tile_Flange right/back, center-drain (172,7x76,2) |
| 1018-0022 | Riva Custom Production (smallest size) | 68" x 30" Tile_Flange left/back, center-drain (172,7x76,2) |
| 1041-0015 | NORM Classic Custom Production (smallest size) | 66" x 30" Tile_Flange left/back, drain left (167,6x76,2) |
| 1041-0016 | NORM Classic Custom Production (smallest size) | 66" x 30" Tile_Flange right/back, drain right (167,6x76,2) |
| 1086-0015 | NORM Classic Custom Production (largest size) | 70" x 32" Tile_Flange left/back, drain left (177,8x81,3) |
| 1086-0016 | NORM Classic Custom Production (largest size) | 70" x 32" Tile_Flange right/back, drain right (177,8x81,3) |
| 1382-0015 | SELLA SHAPE freestanding bathtub | 68 7/8" x 31 1/2" x 17 3/4" / 22 5/8" (175x80x45/57,5) |
| 1406-0015 | SELLA SHAPE freestanding bathtub | 76 3/4" x 37 3/8" x 17 3/4" / 22 5/8" (195x95x45/57,5) |
| 1588-0017 | NORM Classic Standard | 60" x 30" Tile_Flange 3 sides, drain left(152,4x76,2) |
| 1588-0018 | NORM Classic Standard | 60" x 30" Tile_Flange 3 sides, drain right(152,4x76,2) |
| 1624-0015 | SELLA SHAPE freestanding bathtub | 72 7/8" x 33 1/2" x 17 3/4" / 22 5/8"(185x85x45/57,5) |
| 1726-0015 | Riva Custom Production (largest size) | 75" x 36" Tile_Flange right/back, center-drain(190,5x91,4) |
| 1726-0016 | Riva Custom Production (largest size) | 75" x 36" Tile_Flange left/back, center-drain (190,5x91,4) |

WASHBASINS:

| Model Number | Description | Dimension |
|--------------|--|--|
| 1013-0003 | CONTURA drop-in | 18 1/2" x 17 3/4" (47x45) |
| 1013-0005 | CONTURA drop-in with overflow hole | 18 1/2" x 17 3/4" (47x45) |
| 1021-0003 | CONTURA counter-top | 25 5/8" x 17 3/4" (65x45) |
| 1021-0005 | CONTURA counter-top with overflow hole | 25 5/8" x 17 3/4" (65x45) |
| 1043-0003 | ORBIS Vario Custom Production (largest size) | 42 1/2" x 21 3/4" x 4 7/8" (108x55,2x12,5) |
| 1052-0003 | ORBIS drop-in | 23 5/8" x 17 3/4" (60x45) |

IAPMO RESEARCH AND TESTING, INC.

CERTIFICATE OF LISTING



Issued To: Wilhelm Schmidlin AG

Effective Date: March 2024

File Number: 10318

Revised Date: May 30, 2024

Product: Enamelled Cast Iron and Enamelled Steel
Plumbing Fixtures


Void After: March 2029

This certificate is not evidence of current listing. To verify listing status, visit the IAPMO R&T Product Listing Directory at pld.iapmo.org

| Model Number | Description | Dimension |
|--------------|--|---|
| 1052-0005 | ORBIS drop-in with overflow hole | 23 5/8" x 17 3/4" (60x45) |
| 1066-0003 | CONTURA wall-mounted | 18 1/2" x 17 3/4" (47x45) |
| 1066-0005 | CONTURA wall-mounted with overflow hole | 18 1/2" x 17 3/4" (47x45) |
| 1101-0004 | ORBIS wall-mounted with faucet hole | 23 5/8" x 19 5/8" (60x50) |
| 1101-0006 | ORBIS wall-mounted with faucet hole and overflow hole | 23 5/8" x 19 5/8" (60x50) |
| 1102-0004 | ORBIS drop-in with faucet hole | 17 3/4" x 19 5/8" (45x50) |
| 1102-0006 | ORBIS drop-in with faucet hole and overflow hole | 17 3/4" x 19 5/8" (45x50) |
| 1103-0003 | ORBIS wall-mounted | 39 3/8" x 17 3/4" (100x45)(basin right) |
| 1103-0005 | ORBIS wall-mounted with overflow hole | 39 3/8" x 17 3/4" (100x45)(basin right) |
| 1115-0004 | ORBIS wall-mounted with faucet hole | 55 1/8" x 19 5/8" (140x50) |
| 1115-0006 | ORBIS wall-mounted with faucet hole and overflow hole | 55 1/8" x 19 5/8" (140x50) |
| 1121-0003 | CONTURA counter-top | 18 1/2" x 17 3/4" (47x45) |
| 1121-0005 | CONTURA counter-top with overflow hole | 18 1/2" x 17 3/4" (47x45) |
| 1136-0003 | ORBIS wall-mounted | 17 3/4" x 17 3/4" (45x45) |
| 1136-0005 | ORBIS wall-mounted with overflow hole | 17 3/4" x 17 3/4" (45x45) |
| 1188-0004 | CONTURA counter-top with faucet hole | 18 1/2" x 19 5/8" (47x50) |
| 1188-0006 | CONTURA counter-top with faucet hole and overflow hole | 18 1/2" x 19 5/8" (47x50) |
| 1191-0003 | ORBIS Vario Custom Production (smallest size) | 16 7/8" x 16 7/8" x 1/2" (43x43x1,2) |
| 1209-0004 | ORBIS counter-top with faucet hole | 17 3/4" x 19 5/8" (45x50) |
| 1209-0006 | ORBIS counter-top with faucet hole and overflow hole | 17 3/4" x 19 5/8" (45x50) |
| 1226-0004 | CONTURA drop-in with faucet hole | 25 5/8" x 19 5/8" (65x50) |
| 1226-0006 | CONTURA drop-in with faucet hole and overflow hole | 25 5/8" x 19 5/8" (65x50) |
| 1232-0003 | CONTURA wall-mounted | 33 1/2" x 17 3/4" (85x45) |
| 1232-0005 | CONTURA wall-mounted with overflow hole | 33 1/2" x 17 3/4" (85x45) |
| 1239-0007 | ORBIS-Mini drop-in | 15 3/4" x 11 3/4" (40x30) |

IAPMO RESEARCH AND TESTING, INC.

CERTIFICATE OF LISTING



Issued To: Wilhelm Schmidlin AG

Effective Date: March 2024

File Number: 10318

Revised Date: May 30, 2024

Product: Enamelled Cast Iron and Enamelled Steel
Plumbing Fixtures


Void After: March 2029

This certificate is not evidence of current listing. To verify listing status, visit the IAPMO R&T Product Listing Directory at pld.iapmo.org

| Model Number | Description | Dimension |
|--------------|--|---|
| 1239-0008 | ORBIS-Mini drop-in with faucet hole | 15 3/4" x 11 3/4" (40x30) |
| 1241-0003 | ORBIS drop-in | 17 3/4" x 17 3/4" (45x45) |
| 1241-0005 | ORBIS drop-in with overflow hole | 17 3/4" x 17 3/4" (45x45) |
| 1255-0003 | ORBIS wall-mounted | 31 1/2" x 17 3/4" (80x45)(basin left) |
| 1255-0005 | ORBIS wall-mounted with overflow hole | 31 1/2" x 17 3/4" (80x45)(basin left) |
| 1259-0004 | ORBIS drop-in with faucet hole | 23 5/8" x 19 5/8" (60x50) |
| 1259-0006 | ORBIS drop-in with faucet hole and overflow hole | 23 5/8" x 19 5/8" (60x50) |
| 1263-0004 | ORBIS wall-mounted with faucet hole | 39 3/8" x 19 5/8" (100x50)(basin right) |
| 1263-0006 | ORBIS wall-mounted with faucet hole and overflow hole | 39 3/8" x 19 5/8" (100x50)(basin right) |
| 1282-0003 | CONTURA drop-in | 25 5/8" x 17 3/4" (65x45) |
| 1282-0005 | CONTURA drop-in with overflow hole | 25 5/8" x 17 3/4" (65x45) |
| 1305-0003 | ORBIS wall-mounted | 23 5/8" x 17 3/4" (60x45) |
| 1305-0005 | ORBIS wall-mounted with overflow hole | 23 5/8" x 17 3/4" (60x45) |
| 1336-0003 | ORBIS counter-top | 17 3/4" x 17 3/4" (45x45) |
| 1336-0005 | ORBIS counter-top with overflow hole | 17 3/4" x 17 3/4" (45x45) |
| 1346-0004 | ORBIS counter-top with faucet hole | 23 5/8" x 19 5/8" (60x50) |
| 1346-0006 | ORBIS counter-top with faucet hole and overflow hole | 23 5/8" x 19 5/8" (60x50) |
| 1351-0004 | CONTURA counter-top with faucet hole | 25 5/8" x 19 5/8" (65x50) |
| 1351-0006 | CONTURA counter-top with faucet hole and overflow hole | 25 5/8" x 19 5/8" (65x50) |
| 1368-0007 | ORBIS-Mini counter-top | 15 3/4" x 11 3/4" (40x30) |
| 1368-0008 | ORBIS-Mini counter-top with faucet hole | 15 3/4" x 11 3/4" (40x30) |
| 1380-0004 | ORBIS wall-mounted with faucet hole | 31 1/2" x 19 5/8" (80x50)(basin left) |
| 1380-0006 | ORBIS wall-mounted with faucet hole and overflow hole | 31 1/2" x 19 5/8" (80x50)(basin left) |
| 1410-0003 | CONTURA wall-mounted | 25 5/8" x 17 3/4" (65x45) |
| 1410-0005 | CONTURA wall-mounted with overflow hole | 25 5/8" x 17 3/4" (65x45) |
| 1431-0004 | CONTURA wall-mounted with faucet hole | 18 1/2" x 19 5/8" (47x50) |

IAPMO RESEARCH AND TESTING, INC.

CERTIFICATE OF LISTING



Issued To: Wilhelm Schmidlin AG

Effective Date: March 2024

File Number: 10318

Revised Date: May 30, 2024

Product: Enamelled Cast Iron and Enamelled Steel
Plumbing Fixtures


Void After: March 2029

This certificate is not evidence of current listing. To verify listing status, visit the IAPMO R&T Product Listing Directory at pld.iapmo.org

| Model Number | Description | Dimension |
|--------------|---|--|
| 1431-0006 | CONTURA wall-mounted with faucet hole and overflow hole | 18 1/2" x 19 5/8" (47x50) |
| 1454-0003 | ORBIS wall-mounted | 39 3/8" x 17 3/4" (100x45)(basin left) |
| 1454-0005 | ORBIS wall-mounted with overflow hole | 39 3/8" x 17 3/4" (100x45)(basin left) |
| 1459-0003 | ORBIS wall-mounted | 55 1/8" x 17 3/4" (140x45) |
| 1459-0005 | ORBIS wall-mounted with overflow hole | 55 1/8" x 17 3/4" (140x45) |
| 1495-0004 | CONTURA wall-mounted with faucet hole | 33 1/2" x 19 5/8" (85x50) |
| 1495-0006 | CONTURA wall-mounted with faucet hole and overflow hole | 33 1/2" x 19 5/8" (85x50) |
| 1506-0004 | ORBIS wall-mounted with faucet hole | 31 1/2" x 19 5/8" (80x50)(basin right) |
| 1506-0006 | ORBIS wall-mounted with faucet hole and overflow hole | 31 1/2" x 19 5/8" (80x50)(basin right) |
| 1554-0004 | DUETT drop-in with faucet hole | 26" x 19 1/2" (66x49.5) |
| 1576-0004 | CONTURA wall-mounted with faucet hole | 25 5/8" x 19 5/8" (65x50) |
| 1576-0006 | CONTURA wall-mounted with faucet hole and overflow hole | 25 5/8" x 19 5/8" (65x50) |
| 1636-0004 | ORBIS wall-mounted with faucet hole | 39 3/8" x 19 5/8" (100x50)(basin left) |
| 1636-0006 | ORBIS wall-mounted with faucet hole and overflow hole | 39 3/8" x 19 5/8" (100x50)(basin left) |
| 1653-0007 | ORBIS-Mini wall-mounted | 15 3/4" x 11 3/4" (40x30) |
| 1653-0008 | ORBIS-Mini wall-mounted with faucet hole | 15 3/4" x 11 3/4" (40x30) |
| 1660-0003 | ORBIS wall-mounted | 31 1/2" x 17 3/4" (80x45)(basin right) |
| 1660-0005 | ORBIS wall-mounted with overflow hole | 31 1/2" x 17 3/4" (80x45)(basin right) |
| 1667-0003 | ORBIS counter-top | 23 5/8" x 17 3/4" (60x45) |
| 1667-0005 | ORBIS counter-top with overflow hole | 23 5/8" x 17 3/4" (60x45) |
| 1707-0004 | ORBIS wall-mounted with faucet hole | 17 3/4" x 19 5/8" (45x50) |
| 1707-0006 | ORBIS wall-mounted with faucet hole and overflow hole | 17 3/4" x 19 5/8" (45x50) |
| 1725-0004 | CONTURA drop-in with faucet hole | 18 1/2" x 19 5/8" (47x50) |
| 1725-0006 | CONTURA drop-in with faucet hole and overflow hole | 18 1/2" x 19 5/8" (47x50) |

IAPMO RESEARCH AND TESTING, INC.

CERTIFICATE OF LISTING



Issued To: Wilhelm Schmidlin AG

Effective Date: March 2024

File Number: 10318

Revised Date: May 30, 2024

Product: Enamelled Cast Iron and Enamelled Steel
Plumbing Fixtures

Void After: March 2029

This certificate is not evidence of current listing. To verify listing status, visit the IAPMO R&T Product Listing Directory at pld.iapmo.org

SHOWER BASES:

| Model Number | Description | Dimension |
|--------------|---|--|
| 1147-0017 | Shower base superflat | 60" x 30" Tile_Flange 3 sides, drain right (152,4x76,2) |
| 1147-0018 | Shower base superflat | 60" x 30" Tile_Flange 3 sides, drain left (152,4x76,2) |
| 1186-0017 | Shower base superflat Custom Production (largest size) | 60" x 40" Tile_Flange 3 sides, drain right (152,4x101.6) |
| 1186-0018 | Shower base superflat Custom Production (largest size) | 60" x 40" Tile_Flange 3 sides, drain left (152,4x101.6) |
| 1274-0017 | Shower base flat Custom Production (smallest size) | 40" x 30", 5 Tile_Flange 3 sides, drain right (101,6x77,5) |
| 1274-0018 | Shower base flat Custom Production (smallest size) | 40" x 30", 5 Tile_Flange 3 sides, drain left (101,6x77,5) |
| 1337-0017 | Shower base flat | 60" x 30" Tile_Flange 3 sides, right (152,4x76,2) |
| 1337-0018 | Shower base flat | 60" x 30" Tile_Flange 3 sides, drain left (152,4x76,2) |
| 1647-0017 | Shower base flat Custom Production (largest size) | 60" x 40" Tile_Flange 3 sides, drain right (152,4x101.6) |
| 1647-0018 | Shower base flat Custom Production (largest size) | 60" x 40" Tile_Flange 3 sides, drain left (152,4x101.6) |
| 1670-0017 | Shower base superflat Custom Production (smallest size) | 40" x 30", 5 Tile_Flange 3 sides, drain right (101,6x77,5) |
| 1670-0018 | Shower base superflat Custom Production (smallest size) | 40" x 30", 5 Tile_Flange 3 sides, drain left (101,6x77,5) |


CUSTOM CONFIGURATIONS

BATHTUBS:

| Base Model | Description |
|------------|--------------------------------|
| 2250-BBBB | NORM Classic Standard |
| 2244-BBBB | NORM Classic Custom Production |
| 2227-BBBB | NORM Classic Custom Production |
| 2237-BBBB | NORM Classic Custom Production |
| 2246-BBBB | NORM Classic Custom Production |

IAPMO RESEARCH AND TESTING, INC.

CERTIFICATE OF LISTING



Issued To: Wilhelm Schmidlin AG

File Number: 10318

Product: Enamelled Cast Iron and Enamelled Steel
Plumbing Fixtures

Effective Date: March 2024

Revised Date: May 30, 2024


Void After: March 2029

This certificate is not evidence of current listing. To verify listing status, visit the IAPMO R&T Product Listing Directory at pld.iapmo.org

| Base Model | Description |
|------------|--|
| 2240-BBBB | NORM Classic Custom Production |
| 2249-BBBB | NORM Classic Custom Production |
| 2241-BBBB | NORM Classic Custom Production |
| 2248-BBBB | NORM Classic Custom Production |
| 2228-BBBB | NORM Classic Custom Production |
| 2245-BBBB | NORM Classic Custom Production |
| 2247-BBBB | NORM Classic Custom Production |
| 2226-BBBB | NORM Classic Custom Production |
| 2232-BBBB | NORM Classic Custom Production |
| 2196-BBBB | NORM Classic Custom Production |
| 2184-BBBB | NORM Classic Custom Production |
| 2274-BBBB | Riva Custom Production |
| 2288-BBBB | Riva Custom Production |
| 2268-BBBB | Riva Custom Production |
| 2134-BBBB | CORSO Custom Production |
| 2139-BBBB | CORSO Custom Production |
| 2141-BBBB | CORSO Custom Production |
| 2280-BBBB | NORM Frame Custom Production |
| 2258-BBBB | Riva Frame Custom Production |
| 2263-BBBB | Riva Frame Custom Production |
| 2229-BBBB | SELLA SHAPE freestanding bathtub |
| 2233-BBBB | SELLA SHAPE freestanding bathtub |
| 2236-BBBB | SELLA SHAPE freestanding bathtub |
| 2290-BBBB | SELLA SHAPE FRONT freestanding bathtub |
| 2291-BBBB | SELLA SHAPE FRONT freestanding bathtub |
| 2465-BBBB | FLAIR |
| 2472-BBBB | FLAIR |
| 2468-BBBB | FLAIR |
| 2489-BBBB | FLAIR |

IAPMO RESEARCH AND TESTING, INC.

CERTIFICATE OF LISTING



Issued To: Wilhelm Schmidlin AG

Effective Date: March 2024

File Number: 10318

Revised Date: May 30, 2024

Product: Enamelled Cast Iron and Enamelled Steel
Plumbing Fixtures


Void After: March 2029

This certificate is not evidence of current listing. To verify listing status, visit the IAPMO R&T Product Listing Directory at pld.iapmo.org

| Base Model | Description |
|-------------------------|---|
| 2495-BBBB | ARIA20 Custom Production |
| 2497-BBBB | NORM MINI Custom Production |
| 2490-BBBB | NORM Custom Production |
| 2134-BBBB | CORSO largest size (available with tile flanges) |
| 2139-BBBB | CORSO smallest size(available with tile flanges) |
| 2291-BBBB | SELLA SHAPE FRONT, with integrated apron |
| 2290-BBBB | SELLA SHAPE FRONT, with integrated apron |
| 2295-BBBB | URBAN CLASSIC with integrated apron, left and right version |
| 2300-BBBB | URBAN CLASSIC with integrated apron, left and right version |
| 2451-BBBB | Riva Classic |
| 2432-BBBB | Riva Classic |
| BBBB | indicates any 4 digit code representing a combination of the following parameters: |
| 9999 | used for very rare variants of these configuration options |
| Range of sizes: | |
| 48" | Smallest length |
| 75" | Largest length |
| 28" | Smallest width |
| 36" | Largest width |
| Standard Colors: | |
| C001 | white gloss (standard) |
| C002 | black gloss |
| C011 | bahama beige gloss |
| C033 | manhattan gloss |
| C040 | whisper-blue gloss |
| C043 | biscuit-pergamon gloss |
| C048 | aegaeis gloss |
| C003 | black matte |
| C058 | white matte |
| C060 | light gray matte |

IAPMO RESEARCH AND TESTING, INC.

CERTIFICATE OF LISTING



Issued To: Wilhelm Schmidlin AG

File Number: 10318

Product: Enamelled Cast Iron and Enamelled Steel
Plumbing Fixtures

Effective Date: March 2024

Revised Date: May 30, 2024

Void After: March 2029

This certificate is not evidence of current listing. To verify listing status, visit the IAPMO R&T Product Listing Directory at pld.iapmo.org

Standard Colors:

| | |
|------|-------------------|
| C061 | dark gray matte |
| C062 | anthracite matte |
| C063 | brown matte |
| C065 | light beige matte |

Special Colors:


| | |
|------|--------------------|
| C010 | natural gloss |
| C044 | capri gloss |
| C046 | Greenwich gloss |
| C031 | bermuda blue gloss |
| C068 | dust matte |
| C067 | silver matte |
| C069 | cashmere matte |
| C070 | stone matte |
| C066 | graphite matte |
| C076 | cream matte |
| C064 | beige matte |
| C073 | greige matte |
| C071 | hazel matte |
| C075 | taupe matte |

Available tile flange configurations:

| | |
|------|---------------------------------------|
| TF00 | No tile flange |
| TF01 | Tile flange on 3 sides, drain left |
| TF02 | Tile flange on 3 sides, drain right |
| TF03 | Tile flanges right/back, drain left |
| TF04 | Tile flanges right/back, drain right |
| TF05 | Tile flange on 3 sides, drain center |
| TF06 | Tile flanges left/back, drain center |
| TF07 | Tile flanges right/back, drain center |

IAPMO RESEARCH AND TESTING, INC.

CERTIFICATE OF LISTING



Issued To: Wilhelm Schmidlin AG

File Number: 10318

Product: Enamelled Cast Iron and Enamelled Steel
Plumbing Fixtures

Effective Date: March 2024

Revised Date: May 30, 2024

Void After: March 2029

This certificate is not evidence of current listing. To verify listing status, visit the IAPMO R&T Product Listing Directory at pld.iapmo.org


*Note: Other colors on request

WASHBASINS:

| Base Model | Description |
|------------|--------------------|
| 2289-BBBB | ORBIS undermount |
| 2266-BBBB | ORBIS drop-in |
| 2272-BBBB | ORBIS drop-in |
| 2267-BBBB | ORBIS drop-in |
| 2261-BBBB | ORBIS drop-in |
| 2281-BBBB | ORBIS vessel |
| 2270-BBBB | ORBIS vessel |
| 2283-BBBB | ORBIS vessel |
| 2273-BBBB | ORBIS vessel |
| 2222-BBBB | ORBIS counter-top |
| 2188-BBBB | ORBIS counter-top |
| 2193-BBBB | ORBIS counter-top |
| 2198-BBBB | ORBIS counter-top |
| 2163-BBBB | ORBIS counter-top |
| 2175-BBBB | ORBIS counter-top |
| 2189-BBBB | ORBIS counter-top |
| 2213-BBBB | ORBIS counter-top |
| 2194-BBBB | ORBIS wall-mounted |
| 2223-BBBB | ORBIS wall-mounted |
| 2208-BBBB | ORBIS wall-mounted |
| 2191-BBBB | ORBIS wall-mounted |
| 2178-BBBB | ORBIS wall-mounted |
| 2207-BBBB | ORBIS wall-mounted |
| 2204-BBBB | ORBIS wall-mounted |
| 2224-BBBB | ORBIS wall-mounted |

IAPMO RESEARCH AND TESTING, INC.

CERTIFICATE OF LISTING



Issued To: Wilhelm Schmidlin AG

File Number: 10318

Product: Enamelled Cast Iron and Enamelled Steel
Plumbing Fixtures

Effective Date: March 2024

Revised Date: May 30, 2024


Void After: March 2029

This certificate is not evidence of current listing. To verify listing status, visit the IAPMO R&T Product Listing Directory at pld.iapmo.org

| Base Model | Description |
|------------|--------------------------|
| 2192-BBBB | ORBIS wall-mounted |
| 2209-BBBB | ORBIS wall-mounted |
| 1908-BBBB | ORBIS VARIO drop-in |
| 1829-BBBB | ORBIS VARIO drop-in |
| 1891-BBBB | ORBIS VARIO drop-in |
| 1919-BBBB | ORBIS VARIO counter-top |
| 1889-BBBB | ORBIS VARIO counter-top |
| 1785-BBBB | ORBIS VARIO counter-top |
| 1791-BBBB | ORBIS VARIO wall-mounted |
| 1898-BBBB | ORBIS VARIO wall-mounted |
| 1813-BBBB | ORBIS VARIO wall-mounted |
| 2275-BBBB | ORBIS-Mini wall-mounted |
| 1368-BBBB | ORBIS-Mini counter-top |
| 1239-BBBB | ORBIS-Mini drop-in |
| 2285-BBBB | MERO undermount |
| 2113-BBBB | MERO drop-in |
| 2116-BBBB | MERO counter-top |
| 2124-BBBB | MERO counter-top |
| 2105-BBBB | MERO counter-top |
| 2128-BBBB | MERO counter-top |
| 2126-BBBB | MERO counter-top |
| 2100-BBBB | MERO counter-top |
| 2109-BBBB | MERO counter-top |
| 2121-BBBB | MERO counter-top |
| 2123-BBBB | MERO counter-top |
| 2122-BBBB | MERO counter-top |
| 2111-BBBB | MERO wall-mounted |
| 2130-BBBB | MERO wall-mounted |
| 2102-BBBB | MERO wall-mounted |

IAPMO RESEARCH AND TESTING, INC.

CERTIFICATE OF LISTING



Issued To: Wilhelm Schmidlin AG

File Number: 10318

Product: Enamelled Cast Iron and Enamelled Steel
Plumbing Fixtures

Effective Date: March 2024

Revised Date: May 30, 2024


Void After: March 2029

This certificate is not evidence of current listing. To verify listing status, visit the IAPMO R&T Product Listing Directory at pld.iapmo.org

| Base Model | Description |
|------------|-----------------------------------|
| 2129-BBBB | MERO wall-mounted |
| 2119-BBBB | MERO wall-mounted |
| 2115-BBBB | MERO VARIO custom production |
| 2154-BBBB | MERO VARIO custom production |
| 2140-BBBB | MERO VARIO custom production |
| 2120-BBBB | MERO VARIO custom production |
| 2148-BBBB | MERO VARIO custom production |
| 2159-BBBB | MERO VARIO custom production |
| 2107-BBBB | MERO VARIO custom production |
| 2156-BBBB | MERO VARIO custom production |
| 2153-BBBB | MERO VARIO custom production |
| 2260-BBBB | MERO MINI wall mount |
| 2251-BBBB | MERO MINI wall mount |
| 2257-BBBB | MERO MINI wall mount |
| 2251-BBBB | MERO MINI wall mount |
| 2286-BBBB | MERO MINI wall mount |
| 2262-BBBB | MERO MINI wall mount |
| 2252-BBBB | MERO MINI wall mount |
| 2265-BBBB | MERO MINI wall mount |
| 2254-BBBB | MERO MINI VARIO custom production |
| 2269-BBBB | MERO MINI VARIO custom production |
| 2279-BBBB | MERO MINI VARIO custom production |
| 2264-BBBB | MERO MINI VARIO custom production |
| 2253-BBBB | MERO MINI VARIO custom production |
| 2304-BBBB | MERO MINI VARIO custom production |
| 2101-BBBB | MERO EVO custom production |
| 2104-BBBB | MERO EVO custom production |
| 2155-BBBB | MERO EVO custom production |
| 2143-BBBB | MERO EVO custom production |

IAPMO RESEARCH AND TESTING, INC.

CERTIFICATE OF LISTING



Issued To: Wilhelm Schmidlin AG

File Number: 10318

Product: Enamelled Cast Iron and Enamelled Steel
Plumbing Fixtures

Effective Date: March 2024

Revised Date: May 30, 2024


Void After: March 2029

This certificate is not evidence of current listing. To verify listing status, visit the IAPMO R&T Product Listing Directory at pld.iapmo.org

| Base Model | Description |
|---|--|
| 2150-BBBB | MERO EVO custom production |
| 1121-BBBB | CONTURA counter-top |
| 1021-BBBB | CONTURA counter-top |
| 1188-BBBB | CONTURA counter-top |
| 1351-BBBB | CONTURA counter-top |
| 1013-BBBB | CONTURA drop-in |
| 1282-BBBB | CONTURA drop-in |
| 1725-BBBB | CONTURA drop-in |
| 1226-BBBB | CONTURA drop-in |
| 1066-BBBB | CONTURA wall-mounted |
| 1410-BBBB | CONTURA wall-mounted |
| 1232-BBBB | CONTURA wall-mounted |
| 1431-BBBB | CONTURA wall-mounted |
| 1576-BBBB | CONTURA wall-mounted |
| 1495-BBBB | CONTURA wall-mounted |
| 2278-BBBB | DUETT FRAME |
| 2101-BBBB | MERO EVO center bowl |
| 2104-BBBB | MERO EVO center bowl |
| 2107-BBBB | MERO VARIO (faucet hole optional) smallest size (available with and without overflow hole) |
| 2115-BBBB | MERO VARIO (faucet hole optional) smallest size (available with and without overflow hole) |
| 2143-BBBB | MERO EVO left bowl |
| 2150-BBBB | MERO EVO right bowl |
| 2155-BBBB | MERO EVO center bowl |
| 2253-BBBB | MERO MINI VARIO wall-mount centric, left and right bowl |
| 2269-BBBB | MERO MINI VARIO counter-top centric, left and right bowl |
| 2427-BBBB Iris Vessel + 2422-0001 drain | Iris Vessel with drain |
| 2429-BBBB Iris Vessel + 2422-0001 drain | Iris Vessel with drain |
| 2477-BBBB | MERO DOUBLE BOWL counter-top |

IAPMO RESEARCH AND TESTING, INC.

CERTIFICATE OF LISTING



Issued To: Wilhelm Schmidlin AG

Effective Date: March 2024

File Number: 10318

Revised Date: May 30, 2024

Product: Enamelled Cast Iron and Enamelled Steel
Plumbing Fixtures


Void After: March 2029

This certificate is not evidence of current listing. To verify listing status, visit the IAPMO R&T Product Listing Directory at pld.iapmo.org

| Base Model | Description |
|-------------------------|---|
| 2485-BBBB | MERO DOUBLE BOWL wall-mount |
| BBBB | indicates any 4 digit code representing a combination of the following parameters: |
| 9999 | used for very rare variants of these configuration options |
| Range of sizes: | |
| 14" | Smallest width |
| 61" | Largest width |
| 12" | Smallest depth |
| 23" | Largest width |
| Standard Colors: | |
| C001 | white gloss (standard) |
| C002 | black gloss |
| C011 | bahama beige gloss |
| C033 | manhattan gloss |
| C040 | whisper-blue gloss |
| C043 | biscuit-pergamon gloss |
| C048 | aegaeis gloss |
| C003 | black matte |
| C058 | white matte |
| C060 | light gray matte |
| C061 | dark gray matte |
| C062 | anthracite matte |
| C063 | brown matte |
| C065 | light beige matte |
| Special Colors: | |
| C010 | natural gloss |
| C044 | capri gloss |
| C046 | Greenwich gloss |
| C031 | bermuda blue gloss |
| C068 | dust matte |

IAPMO RESEARCH AND TESTING, INC.

CERTIFICATE OF LISTING



Issued To: Wilhelm Schmidlin AG

Effective Date: March 2024

File Number: 10318

Revised Date: May 30, 2024

Product: Enamelled Cast Iron and Enamelled Steel
Plumbing Fixtures

Void After: March 2029

This certificate is not evidence of current listing. To verify listing status, visit the IAPMO R&T Product Listing Directory at pld.iapmo.org

Special Colors:

| | |
|------|----------------|
| C067 | silver matte |
| C069 | cashmere matte |
| C070 | stone matte |
| C066 | graphite matte |
| C076 | cream matte |
| C064 | beige matte |
| C073 | greige matte |
| C071 | hazel matte |
| C075 | taupe matte |

Available hole configurations:

| | |
|--------|------------------------------|
| OH0 | no overflow hole |
| OH1 | 1¼" overflow hole |
| FH0 | no faucet hole |
| FH1 | single hole faucet |
| FH2 | holes for 3-hole faucet (4") |
| FH3 | holes for 3-hole faucet (8") |
| SDH2 | Soap dispenser hole |
| TPD1 | Tissue paper dispenser |
| *Note: | Other colors on request |

SHOWER BASES:

Legend Format

Description

Note: Per the latest edition of the uniform plumbing code, the minimum area of shower bases shall not be less than 1024 square inches(0.6606sq meters).


Base Model

Description

| | |
|-----------|--|
| 2284-BBBB | Shower base super flat |
| 2271-BBBB | Shower base super flat Custom Production |
| 2277-BBBB | Shower base super flat Custom Production |

IAPMO RESEARCH AND TESTING, INC.

CERTIFICATE OF LISTING



Issued To: Wilhelm Schmidlin AG

Effective Date: March 2024

File Number: 10318

Revised Date: May 30, 2024

Product: Enamelled Cast Iron and Enamelled Steel
Plumbing Fixtures


Void After: March 2029

This certificate is not evidence of current listing. To verify listing status, visit the IAPMO R&T Product Listing Directory at pld.iapmo.org

| Base Model | Description |
|-------------------------|---|
| 2282-BBBB | Shower base flat Custom Production |
| 2259-BBBB | Shower base flat |
| 2255-BBBB | Shower base flat |
| 2462-BBBB | Vertex Acove |
| 2471-BBBB | Vertex |
| BBBB | indicates any 4 digit code representing a combination of the following parameters: |
| 9999 | used for very rare variants of these configuration options |
| Range of sizes: | |
| 30" | Smallest length |
| 66" | Largest length |
| 30" | Smallest width |
| 40" | Largest width |
| Standard Colors: | |
| C001 | white gloss (standard) |
| C002 | black gloss |
| C011 | bahama beige gloss |
| C033 | manhattan gloss |
| C040 | whisper-blue gloss |
| C043 | biscuit-pergamon gloss |
| C048 | aegaeis gloss |
| C003 | black matte |
| C058 | white matte |
| C060 | light gray matte |
| C061 | dark gray matte |
| C062 | anthracite matte |
| C063 | brown matte |
| C065 | light beige matte |
| Special Colors: | |
| C010 | natural gloss |

IAPMO RESEARCH AND TESTING, INC.

CERTIFICATE OF LISTING



Issued To: Wilhelm Schmidlin AG

File Number: 10318

Product: Enamelled Cast Iron and Enamelled Steel
Plumbing Fixtures

Effective Date: March 2024

Revised Date: May 30, 2024

Void After: March 2029

This certificate is not evidence of current listing. To verify listing status, visit the IAPMO R&T Product Listing Directory at pld.iapmo.org

Special Colors:

| | |
|------|--------------------|
| C044 | capri gloss |
| C046 | Greenwich gloss |
| C031 | bermuda blue gloss |
| C068 | dust matte |
| C067 | silver matte |
| C069 | cashmere matte |
| C070 | stone matte |
| C066 | graphite matte |
| C076 | cream matte |
| C064 | beige matte |
| C073 | greige matte |
| C071 | hazel matte |
| C075 | taupe matte |

Available tile flange configurations:

| | |
|------|---------------------------------------|
| TF00 | No tile flange |
| TF01 | Tile flange on 3 sides, drain left |
| TF02 | Tile flange on 3 sides, drain right |
| TF03 | Tile flanges right/back, drain left |
| TF04 | Tile flanges right/back, drain right |
| TF05 | Tile flange on 3 sides, drain center |
| TF06 | Tile flanges left/back, drain center |
| TF07 | Tile flanges right/back, drain center |

*Note: Other colors on request