

Material

- Glazed titanium steel

Features

- Slip resistant surface ANTIGLISS included

Compatible drain fittings

- Schmidlin, ABS, 117240
- OS&B ABS, SD35
- OS&B PVC, SD5135
- Thrifco Plumbing, ABS 124-T
- PROFLO, Brass, Stainless Steel Cover PF140NC
- Watco PVC/ABS 9300



Variant no

Color

Tile flange

<input type="checkbox"/> 2456-0002	C1 white gloss	TF00 no tile flange
<input type="checkbox"/> 2456-0003	C1 white gloss	TF01 Tile flange on 3 sides, drain left
<input type="checkbox"/> 2456-0004	C1 white gloss	TF02 Tile flange on 3 sides, drain right
<input type="checkbox"/> 2456-0005	C1 white gloss	TF03 Tile flanges left / back, drain left
<input type="checkbox"/> 2456-0006	C1 white gloss	TF04 Tile flanges right / back, drain right



Colors

- C058 White matte
- C__ Color class III, IV, V, VI



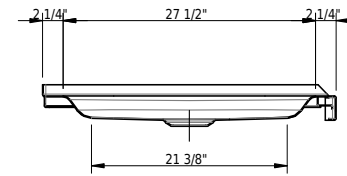
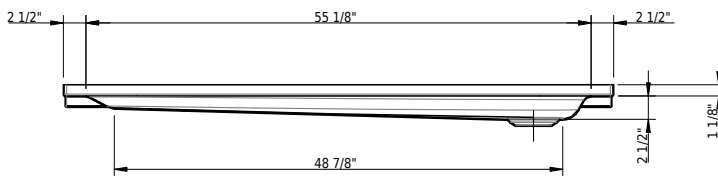
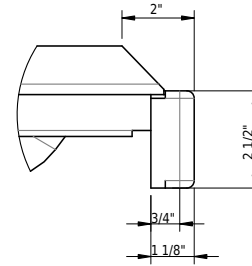
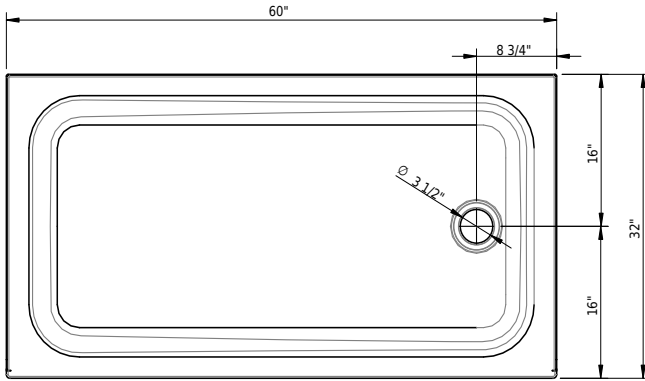
➔ color list

Accessories

- 117005 Schmidlin 2-corner tape-flange, 155" (4m)
- 101196 Schmidlin mounting angle for tile flange (SIA 181), 4 pieces

Options

- CE1 CLEANEFFECT



Technical Information

Installation	corner
Drain location	drain right
Weight	71 lbs
Drain opening	3 1/2"



➤ Installation Instructions

Standards / Codes

- This product complies with
- ASME A112.19.1 / CSA B45.2
- ASTM F462

Notes

- Drain set not included
- Refer to installation instructions
- We recommend the use of Schmidlin adjustable installation feet

Important: Dimensions of fixtures are nominal and may vary within the range tolerances established by ANSI standard A112.19.4. These measurements are subject to change or cancellation. No responsibility is assumed for use of superseded or voided leaflet.